

RE 18320-18/01.10

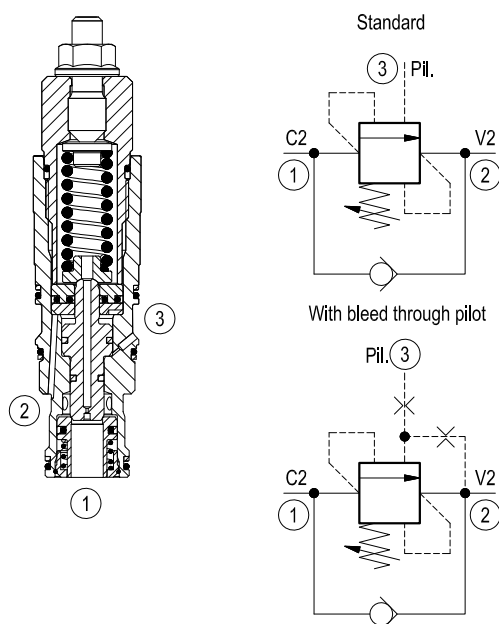
1/2

Replaces: RE 00162-02/01.06

# Counterbalance, standard poppet type, differential area, counterclockwise adjustment SUN cavity interchange, T-2A

VBSN-12U-RS

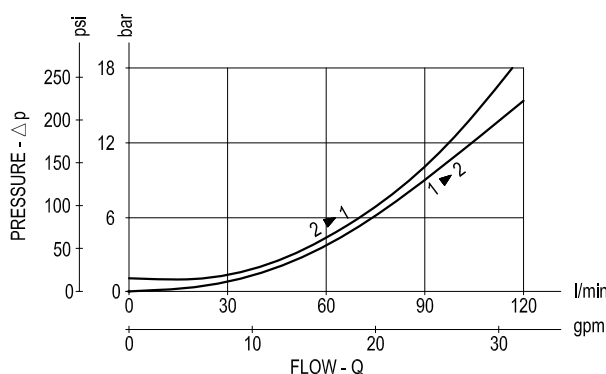
04.52.44 - X - 86 - Z



## Description

When pressure at 2 rises above the spring bias pressure, the check seat is pushed away from the piston and flow is allowed from 2 to 1. When load pressure at 1 rises above the pressure setting (turn counterclockwise to increase setting - turn clockwise to decrease setting), the direct-acting, differential area relief function is activated and flow is relieved from 1 to 2. With pilot pressure at 3, the pressure setting is reduced in proportion to the stated ratio of the valve, until fully open with free-flow from 1 to 2. Any back-pressure at 2 is additive to the pressure setting in all functions.

## Performance



## Technical data

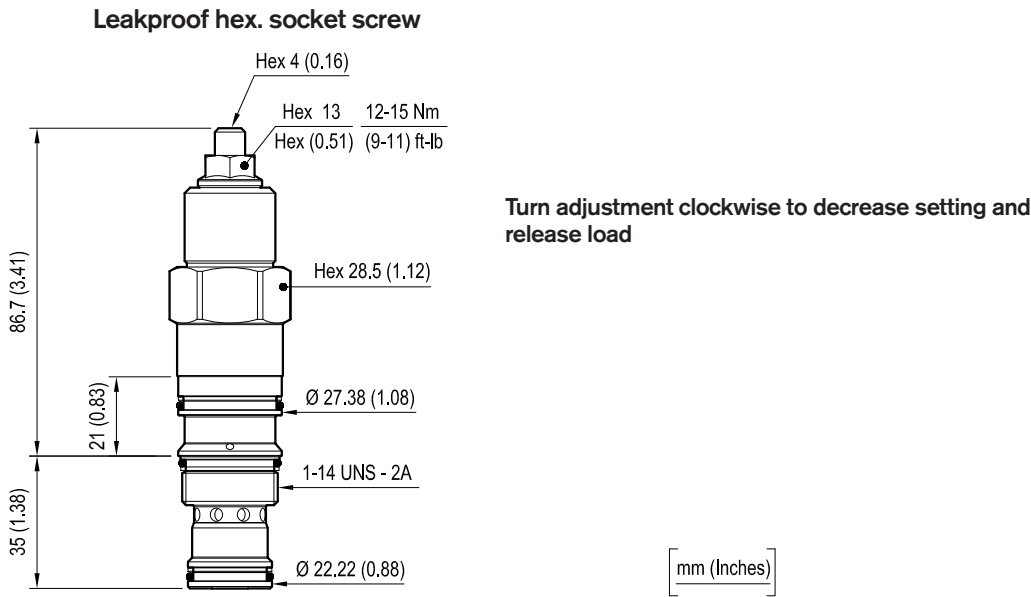
Max. operating pressure	bar (psi)	350 (5000)
Max. flow	l/min. (gpm)	120 (32)
Max. internal leakage (*)	drops/min.	15
Fluid temperature range	°C (°F)	-30 to 100 (-22 to 212)
Installation torque	Nm (ft-lbs)	60-70 (44-52)
Weight	kg (lbs)	0.37 (0.82)
Cavity		SUN T-2A
Seal kit (**)	code material no.	RG12U9020110100 R930005599
I/min Fluids		Mineral-based or synthetics with lubricating properties at viscosities of 10 to 500 mm <sup>2</sup> /s (cSt)
Filtration		Nominal value max. 10µm (NAS 8) ISO 4406 19/17/14
Installation		No restrictions
Other Technical Data		See data sheet RE 18350-50

Pressure setting: at least 1.3 times the load induced pressure.

(\*) At 70% of pressure setting

(\*\*) Only external seals for 10 valves

Dimensions



Ordering code

04.52.44	X	86	Z	00	*
----------	---	----	---	----	---

Series 0/A to L  
unchanged performances and dimensions

Counterbalance, standard poppet  
type, differential area,  
counterclockwise adjustment

Version and options standard

Pilot ratio
= 03 4:1 standard version
= 10 8:1 standard version
= 42 2:1 with bleed through pilot

SUN cavity interchange, SUN T-2A

SPRINGS				
		Standard setting bar (psi)	Pres. increase bar/turn (psi/turn)	Cracking pressure bar (psi)
for X=03	= 20	70-210 (1000-3000)	40 (580)	200 (2900)
	= 35	140-350 (2000-5000)	125 (1813)	350 (5000)
for X=10	= 20	70-210 (1000-3000)	53 (769)	200 (2900)
	= 35	140-350 (2000-5000)	79 (1146)	350 (5000)
for X=42	= 20	70-210 (1000-3000)	40 (580)	200 (2900)
	= 35	140-350 (2000-5000)	125 (1813)	350 (5000)

Note: Special settings available. Contact factory authorized  
representative for ordering code

Type	Material number
045244038620000	R930006116
045244038635000	R930006117
045244108620000	R930006118
045244108635000	R930006119
045244428620000	R930006120

Type	Material number
045244428635000	R930006121